



ENVIRONMENTAL PRODUCT DECLARATION No. 092/2019

In accordance with EN 15804 and ISO 14025

Gypsum ceiling tile for suspended ceilings

Casoprano

CASOBIANCA, CASOSTAR, CASOROC

Date of issue: 01/07/2019

Validity: 5 years


Valid until: 01/07/2024

Scope of the EPD®: POLAND

Casobianca



Casostar



Casoroc



Rigips
SAINT-GOBAIN

General information

This declaration is the type III Environmental Product Declaration (EPD) based on EN 15804 and verified according to ISO 14025 by external auditor. It contains the information on the impacts of declared construction materials on environment and their aspects verified by the independent Body according to ISO 14025. Basically, a comparison or evaluation of EPD data is possible only if all the compared data were created according to EN 15804 (see point 5.3 of the standard).

Life cycle: A1-D modules in accordance with EN 15804 (Cradle to grave)

Declared durability: Under normal conditions, gypsum plasterboard products are expected to last the service life of a building (50 years)

PCR: ITB - GENERAL PCR v1.4 and PN-EN 15804+A1:2014-04 based

European Standard: EN 520:2004 +A1:2009 Gypsum plasterboards - Definitions, requirements and test methods

Declared unit: The declared unit is 1 m² of ceiling tiles with a weight of 6,2 kg/m².

Reasons for performing LCA: B2B

Representativeness: Polish product

EPD Prepared by: Central Team, Saint Gobain Gypsum. **Contact:** Yves.coquelet@saint-gobain.com

EPD program operator:

Instytut Techniki Budowlanej (ITB)

Address: 00-611 Warsaw, Filtrowa 1 www.itb.pl

Contact: Dominik Bekierski (d.bekierski@itb.pl)
energia@itb.pl

EPD Owner:

Saint-Gobain Construction Products Polska Sp. z o.o

Manufacture Site Address: Rigips - Stawiany
Szarbków 73, 28-400 Pińczów

Contact: Szymon.rackowski@saint-gobain.com

Tel: 668 311 523

www.rigips.pl

ITB is the verified member of The European Platform for EPD program operators and LCA practitioners.
www.eco-platform.org

Product description

Product / product family name and manufacturer represented: Gypsum ceiling tile for suspended ceilings
Casoprano CASOBIANCA, CASOSTAR, CASOROC

Product description and use: Gypsum ceiling tile for suspended ceilings consists of gypsum encased in painted paper liners

Description of the main product components and or materials:

Ceilings tiles are made up of a gypsum plasterboard, a paper liner and a paint coating.

Technical data/physical characteristics:

Standard designation	Type of application	Commercial name
Casoprano (CASOBIANCA, CASOSTAR,CASOROC)	It should be used for making coffer suspended ceilings in interiors where the relative humidity does not exceed 90%.	CASOBIANCA, CASOSTAR,CASOROC
CASOPRANO		
Gypsum Ceilings tiles	Edge: A Modular size: 600x600x8 mm, 600x1200x8 mm Weight: 6,2 kg/m ² Fire reaction Class: A2,s1-d0 Sound absorption α_w : 0,1 Sound insulation: 41 dB Light Reflection (Casobianca): 85% Humidity resistance RH: 90% Thermal insulation λ : 0,25 W/mK	

Description of the main components and/or materials for 1 m² of product for the calculation of the EPD®:

PARAMETER	VALUE
Quantity of plaster for 1 m ² of product	6.2 Kg
Thickness	8 mm
Density	775 kg/m ³
Surfacing	Paper : 180 g/m ² Paint : 122 g/m ²
Packaging for the transportation and distribution	Polyethylene: 8.9 g/m ² Cardboard : 8.3 g/m ² Palette : 3.5 kg/m ²
Product used for the Installation	None

All Rigips products have been assessed down to 100 ppm (0,01%) of product weight, and do not contain any substances listed:

- Authorization list – REACH Annex XIV
- Restriction list – REACH Annex XVII
- Candidate List of Substances of Very High Concern (SVHC) for authorization

The candidate list is updated regularly and we are required to update the information if necessary.

The verifier and the program operator do not make any claim nor have any responsibility of the legality of the product.

Environmental Product Declaration No. 092/2019

All Rigips Casoprano plasterboard include the following percentage [%] of recycled material, the pre-consumer as well as post-consumer.

CASOPRANO CASOBIANCA					
Components	Weight of product [kg/m ²]	Post - consumer content		Pre - consumer content	
		[%]	[kg/m ²]	[%]	[kg/m ²]
Gypsum	5,890	0,00	0,000	2,00	0,118
Paper	0,248	95,00	0,235	0,00	0,000
Additions	0,062	1,00	0,001	0,00	0,000
Total	6,200	3,81	0,236	1,90	0,118

CASOPRANO CASOROC					
Components	Weight of product [kg/m ²]	Post - consumer content		Pre - consumer content	
		[%]	[kg/m ²]	[%]	[kg/m ²]
Gypsum	5,890	0,00	0,000	2,00	0,118
Paper	0,248	95,00	0,235	0,00	0,000
Additions	0,062	1,00	0,001	0,00	0,000
Total	6,200	3,81	0,236	1,90	0,118

CASOPRANO CASOSTAR					
Components	Weight of product [kg/m ²]	Post - consumer content		Pre - consumer content	
		[%]	[kg/m ²]	[%]	[kg/m ²]
Gypsum	5,890	0,00	0,000	2,00	0,118
Paper	0,248	95,00	0,235	0,00	0,000
Additions	0,062	1,00	0,001	0,00	0,000
Total	6,200	3,81	0,236	1,90	0,118

LCA calculation information

EPD TYPE DECLARED	Cradle to grave
DECLARED UNIT	1 m ² of installed gypsum tiles
SYSTEM BOUNDARIES	Cradle to grave: stages A1 – 3, A4, A5, B1 – 7, C1 – 4, D
REFERENCE SERVICE LIFE (RSL)	50 years by default, it corresponds to standard building design life
CUT-OFF RULES	Life Cycle Inventory data for a minimum of 99% of total inflows to the upstream and core module shall be included
ALLOCATIONS	Production data. Recycling, energy and waste data have been calculated on a mass basis. All emissions to air, water, and soil, and all materials and energy used have been included.
GEOGRAPHICAL COVERAGE AND TIME PERIOD	Data included is collected from one production site, Pińczów. Data collected for the year 2018 Background data: Ecoinvent (2015) and Gabi (2013 - 2016)
PRODUCT CPC CODE	37530 (Articles of plaster or of compositions based on plaster)
DATA QUALITY	The values determined to calculate the LCA originate from verified Saint-Gobain Construction Products Polska Sp. z o.o inventory data.
DATABASES	The data for the processes come from the following databases: Ecoinvent, specific EPDs, Ullmann's, ITB-Data. Specific data quality analysis was a part of external ISO 14001 audit. Characterization factors are CML ver. 4.2 based on PN-EN 15804+A1:2014-04

According to EN 15804, EPDs of construction products may not be comparable if they do not comply with this standard. According to ISO 21930, EPDs might not be comparable if they are from different programmes.

Life cycle stages

Flow diagram of the Life Cycle



Product stage, A1-A3

Description of the stage: the product stage of plasterboard products is subdivided into 3 modules A1, A2 and A3 respectively "Raw material supply", "transport to manufacturer" and "manufacturing".

A1, raw material supply

This includes the extraction and processing of all raw materials and energy which occur upstream from the manufacturing process.

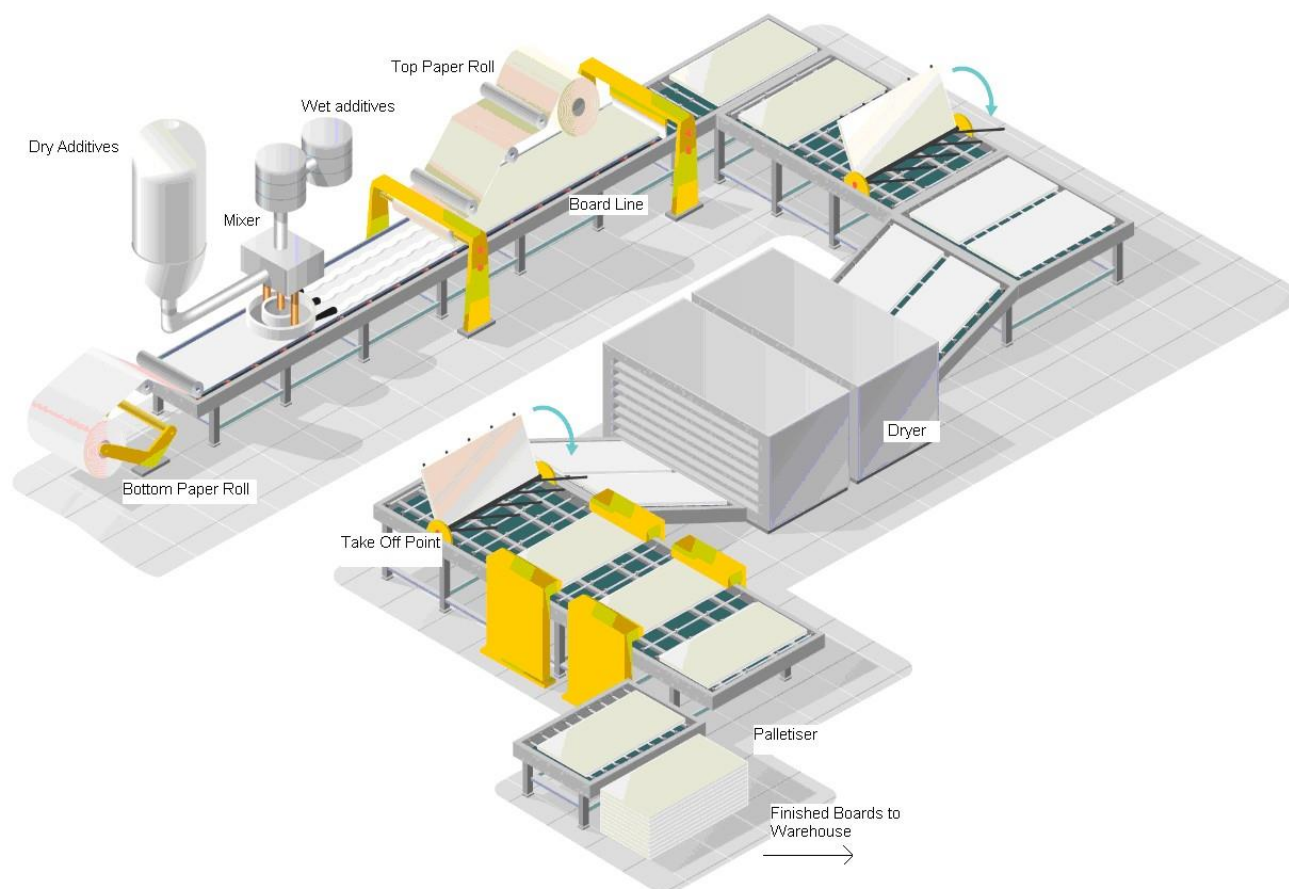
A2, transport to the manufacturer

The raw materials are transported to the manufacturing site. The modelling includes road, boat and/or train transportations of each raw material.

A3, manufacturing

This module includes the manufacture of products and the manufacture of packaging. The production of packaging material is taken into account at this stage. The processing of any waste arising from this stage is also included.

Manufacturing process flow diagram



Manufacturing in detail:

To produce RIGIPS ceiling tiles, gypsum is milled and calcined to produce calcium sulfate hemihydrates ($\text{CaSO}_4, \frac{1}{2}\text{H}_2\text{O}$), commonly called Stucco. Calcination occurs at approximately 120 to 150°C and 0,908 Megagrams (Mg) (1 ton) of gypsum calcines to about 0,77 Mg (0,85 ton) of stucco. In calciner, the gypsum is heated by hot combustion gas passed through flues in the kettle, and the stucco product is separated in the bug filter and finally stored in the silo. Ready for use stucco is transferred from one process to next (gypsum board and blocks production) by means of screw conveyors. Later in the manufacture of plasterboard, stucco from calcinator is first mixed with dry additives such as starch, fiberglass and others. This dry mix is

combined with water, foam, accelerators and pulpwood in a pin mixer at the head of a board forming line. The slurry is then spread on the moving belt conveyor between 2 paper sheets. The edges of the paper are scored to allow precise folding of the paper to form the edges of the board. As the wet board travels the length of a conveying line, the calcium sulfate hemihydrate combines with the water in the slurry to form solid calcium sulfate dihydrate, resulting in rigid board. The board is rough-cut to length, and it enters a multideck dryer, where it is dried by direct contact with hot combustion gases. The dried plasterboard is conveyed to the board end sawing area and it is cut on 600x600mm or 600x1200mm. After this process ceiling tiles are impregnated, covered by structure and colored. The end of line is packaging process.

Construction process stage, A4-A5

Description of the stage: the construction process is divided into 2 modules: A4, transport to the building site and A5, installation in the building

A4, Transport to the building site: this module includes transport from the production gate to the building site. Transport is calculated on the basis of a scenario with the parameters described in the following table.

PARAMETER	VALUE (expressed per functional/declared unit)
Fuel type and consumption of vehicle or vehicle type used for transport e.g. long distance truck, boat, etc.	Diesel Truck trailer (mix of EURO 2 to EURO 6) long distance Truck
Distance	684 km
Capacity utilisation (including empty returns)	82 %
Bulk density of transported products	775 kg/m ³
Volume capacity utilisation factor	1

A5, installation into the building The accompanying table quantifies the parameters for installing the product at the building site. All installation materials and their waste processing are included.

PARAMETER	VALUE (expressed per functional/declared unit)
Ancillary materials for installation (specified by materials)	None
Water use	None
Other resource use	None
Quantitative description of energy type (regional mix) and consumption during the installation process	None
Wastage of materials on the building site before waste processing, generated by the product's installation (specified by type)	Board: 0,321 kg (5%)
Output materials (specified by type) as results of waste processing at the building site e.g. of collection for recycling, for energy recovering, disposal (specified by route)	Board: 0.431 kg to landfill 84% to recycling 16%
Direct emissions to ambient air, soil and water	None

Use stage (excluding potential savings), B1-B7

Description of the stage:

The use stage, related to the building fabric includes:

B1, use or application of the installed product;

B2, maintenance;

B3, repair;

B4, replacement;

B5, refurbishment,

B6, Operational energy use

B7, Operational water use

Description of scenarios and additional technical information:

Once installed correctly according to the RIGIPS ceiling tiles manufacture technical documents needs no further maintenance, repair, replacement or refurbishment during the full life span of the product.

The product has a reference service life of 50 years. This assumes that the product will last in situ with no requirements for maintenance, repair, replacement or refurbishment throughout this period. Therefore, it has no impact at this stage.

Environmental Product Declaration No. 092/2019

Maintenance:

PARAMETER	VALUE (expressed per functional/declared unit)
Maintenance process	None required during ceiling tiles lifetime
Maintenance cycle	None required during ceiling tiles lifetime
Ancillary materials for maintenance (e.g. cleaning agent, specify materials)	None required during ceiling tiles lifetime
Wastage material during maintenance (specify materials)	None required during ceiling tiles lifetime
Net fresh water consumption during maintenance	None required during ceiling tiles lifetime
Energy input during maintenance (e.g. vacuum cleaning), energy carrier type, (e.g. electricity) and amount, if applicable and relevant	None required during ceiling tiles lifetime

Repair:

PARAMETER	VALUE (expressed per functional/declared unit)
Repair process	None required during ceiling tiles lifetime
Inspection process	None required during ceiling tiles lifetime
Repair cycle	None required during ceiling tiles lifetime
Ancillary materials (e.g. lubricant, specify materials)	None required during ceiling tiles lifetime
Wastage material during repair (specify materials)	None required during ceiling tiles lifetime
Net fresh water consumption during repair	None required during ceiling tiles lifetime
Energy input during repair (e.g. crane activity), energy carrier type, (e.g. electricity) and amount if applicable and relevant	None required during ceiling tiles lifetime

Environmental Product Declaration No. 092/2019

Replacement:

PARAMETER	VALUE (expressed per functional/declared unit)
Replacement cycle	None required during ceiling tiles lifetime
Energy input during replacement (e.g. crane activity), energy carrier type, (e.g. electricity) and amount if applicable and relevant	None required during ceiling tiles lifetime
Exchange of worn parts during the product's life cycle (e.g. zinc galvanized steel sheet), specify materials	None required during ceiling tiles lifetime

Refurbishment:

PARAMETER	VALUE (expressed per functional/declared unit)
Refurbishment process	None required during ceiling tiles lifetime
Refurbishment cycle	None required during ceiling tiles lifetime
Material input for refurbishment (e.g. bricks), including ancillary materials for the refurbishment process (e.g. lubricant, specify materials)	None required during ceiling tiles lifetime
Wastage material during refurbishment (specify materials)	None required during ceiling tiles lifetime
Energy input during refurbishment (e.g. crane activity), energy carrier type, (e.g. electricity) and amount	None required during ceiling tiles lifetime
Further assumptions for scenario development (e.g. frequency and time period of use, number of occupants)	None required during ceiling tiles lifetime

Environmental Product Declaration No. 092/2019

Use of energy and water:

PARAMETER	VALUE (expressed per functional/declared unit)
Ancillary materials specified by material	None required during ceiling tiles lifetime
Net fresh water consumption	None required during ceiling tiles lifetime
Type of energy carrier (e.g. electricity, natural gas, district heating)	None required during ceiling tiles lifetime
Power output of equipment	None required during ceiling tiles lifetime
Characteristic performance (e.g. energy efficiency, emissions, variation of performance with capacity utilisation etc.)	None required during ceiling tiles lifetime
Further assumptions for scenario development (e.g. frequency and time period of use, number of occupants)	None required during ceiling tiles lifetime

End-of-life stage C1-C4

Description of the stage: The end-of-life stage includes:

C1, de-construction, demolition;

C2, transport to waste processing;

C3, waste processing for reuse, recovery and/or recycling: the entire product is assumed here to be sent to landfill

C4, disposal, including provision and all transport, provision of all materials, products and related energy and water use.

End-of-life:

PARAMETER	VALUE (expressed per functional/declared unit)
Collection process specified by type	6.2 kg collected with mixed construction waste
Recovery system specified by type	0.992 kg for recycling
Disposal specified by type	5.208 kg to municipal landfill
Assumptions for scenario development (e.g. transportation)	On average, Gypsum waste is transported 50 km by road from construction / demolition sites to end of life treatment or disposal.

Reuse/recovery/recycling potential, D

Description of the stage:

An end of life recycling rate of 16% has been assumed using local Demolition waste data. Figures displayed in Module D account for this recycling.








LCA results

Description of the system boundary (MD = Module Declared in LCA, MND = Module Not Declared)
The declared unit is 1 m² of plasterboard with a weight of 6.2. kg/m² and a density of 775 kg/m³








PRODUCT STAGE			CONSTRUCTION STAGE		USE STAGE							END OF LIFE STAGE				BENEFITS AND LOADS BEYOND THE SYSTEM BOUNDARY
Raw material supply	Transport	Manufacturing	Transport	Construction-Installation process	Use	Maintenance	Repair	Replacement	Refurbishment	Operational energy use	Operational water use	De-construction demolition	Transport	Waste processing	Disposal	Reuse-recovery
A1	A2	A3	A4	A5	B1	B2	B3	B4	B5	B6	B7	C1	C2	C3	C4	D
MD	MD	MD	MD	MD	MD	MD	MD	MD	MD	MD	MD	MD	MD	MD	MD	MD

Environmental Product Declaration No. 092/2019


ENVIRONMENTAL IMPACTS




Parameters		Product stage	Construction process stage		Use stage							End-of-life stage				D Reuse, rec
		A1 / A2 / A3	A4 Transport	A5 Installation	B1 Use	B2 Maintenance	B3 Repair	B4 Replacement	B5 Refurbishment	B6 Operational energy use	B7 Operational water use	C1 Deconstruction / demolition	C2 Transport	C3 Waste processing	C4 Disposal	
	Global Warming Potential (GWP 100) - <i>kg CO₂ equiv/FU</i>	2,07E+00	2,00E-01	1,08E-01	0	0	0	0	0	0	0	2,72E-02	1,25E-02	1,06E-02	8,14E-02	-1,24E-02
	The global warming potential of a gas refers to the total contribution to global warming resulting from the emission of one unit of that gas relative to one unit of the reference gas, carbon dioxide, which is assigned a value of 1.															
	Ozone Depletion (ODP) <i>kg CFC 11 equiv/FU</i>	2,74E-08	3,05E-17	1,37E-09	0	0	0	0	0	0	0	3,71E-18	3,44E-13	1,20E-10	4,55E-16	-2,12E-13
	Destruction of the stratospheric ozone layer which shields the earth from ultraviolet radiation harmful to life. This destruction of ozone is caused by the breakdown of certain chlorine and/or bromine containing compounds (chlorofluorocarbons or halons), which break down when they reach the stratosphere and then catalytically destroy ozone molecules.															
	Acidification potential (AP) <i>kg SO₂ equiv/FU</i>	4,96E-03	7,97E-04	2,78E-04	0	0	0	0	0	0	0	9,54E-05	5,13E-05	6,97E-05	4,64E-04	5,08E-05
	Acid depositions have negative impacts on natural ecosystems and the man-made environment incl, buildings. The main sources for emissions of acidifying substances are agriculture and fossil fuel combustion used for electricity production, heating and transport.															
	Eutrophication potential (EP) <i>kg (PO₄)³⁻ equiv/FU</i>	4,08E-03	1,95E-04	2,08E-04	0	0	0	0	0	0	0	5,56E-06	1,30E-05	4,47E-05	5,27E-05	1,24E-05
	Excessive enrichment of waters and continental surfaces with nutrients, and the associated adverse biological effects.															
	Photochemical ozone creation (POPC) <i>kg Ethylene equiv/FU</i>	1,07E-04	2,92E-05	4,40E-05	0	0	0	0	0	0	0	6,42E-06	2,10E-06	6,65E-07	3,83E-05	9,68E-06
	Chemical reactions brought about by the light energy of the sun. The reaction of nitrogen oxides with hydrocarbons in the presence of sunlight to form ozone is an example of a photochemical reaction.															
	Abiotic depletion potential for non-fossil resources (ADP-elements) - <i>kg Sb equiv/FU</i>	2,46E-06	2,65E-09	1,24E-07	0	0	0	0	0	0	0	6,76E-10	1,08E-09	1,13E-09	2,77E-08	5,11E-09
	Abiotic depletion potential for fossil resources (ADP-fossil fuels) - <i>MJ/FU</i>	3,23E+01	2,78E+00	1,67E+00	0	0	0	0	0	0	0	3,39E-01	1,69E-01	1,55E-01	1,09E+00	-1,94E-01
	Consumption of non-renewable resources, thereby lowering their availability for future generations.															

Environmental Product Declaration No. 092/2019





RESOURCE USE																
Parameters		Product stage	Construction process stage		Use stage							End-of-life stage				Disposal
		A1 / A2 / A3	A4 Transport	A5 Installation	B1 Use	B2 Maintenance	B3 Repair	B4 Replacement	B5 Refurbishment	B6 Operational energy use	B7 Operational water use	C1 Deconstruction / demolition	C2 Transport	C3 Waste processing	C4 Disposal	
	Use of renewable primary energy excluding renewable primary energy resources used as raw materials <i>MJ/FU</i>	1,20E+01	6,39E-02	6,49E-01	0	0	0	0	0	0	0	1,10E-03	1,01E-02	1,28E-02	1,43E-01	6,57E-01
	Use of renewable primary energy used as raw materials <i>MJ/FU</i>	3,08E+00	0	1,47E-01	0	0	0	0	0	0	0	0	0	0	0	0
Total use of renewable primary energy resources (primary energy and primary energy resources used as raw materials) <i>MJ/FU</i>		1,51E+01	6,39E-02	7,96E-01	0	0	0	0	0	0	0	1,10E-03	1,01E-02	1,28E-02	1,43E-01	6,57E-01
	Use of non-renewable primary energy excluding non-renewable primary energy resources used as raw materials - <i>MJ/FU</i>	3,26E+01	2,79E+00	1,71E+00	0	0	0	0	0	0	0	3,40E-01	1,70E-01	1,56E-01	1,12E+00	-1,70E-01
	Use of non-renewable primary energy used as raw materials <i>MJ/FU</i>	7,80E+00	0	3,72E-01	0	0	0	0	0	0	0	0	0	0	0	0
Total use of non-renewable primary energy resources (primary energy and primary energy resources used as raw materials) - <i>MJ/FU</i>		4,04E+01	2,79E+00	2,08E+00	0	0	0	0	0	0	0	3,40E-01	1,70E-01	1,56E-01	1,12E+00	-1,70E-01
	Use of secondary material <i>kg/FU</i>	0	0	0	0	0	0	0	0	0	0	0	0	0	0	0
	Use of renewable secondary fuels- <i>MJ/FU</i>	0	0	0	0	0	0	0	0	0	0	0	0	0	0	0
	Use of non-renewable secondary fuels - <i>MJ/FU</i>	0	0	0	0	0	0	0	0	0	0	0	0	0	0	0

Environmental Product Declaration No. 092/2019

	Use of net fresh water - m^3/FU	1,83E-02	2,13E-05	9,22E-04	0	0	0	0	0	0	0	2,03E-06	1,78E-05	3,03E-04	2,82E-04	-1,89E-04
---	-----------------------------------	----------	----------	----------	---	---	---	---	---	---	---	----------	----------	----------	----------	-----------

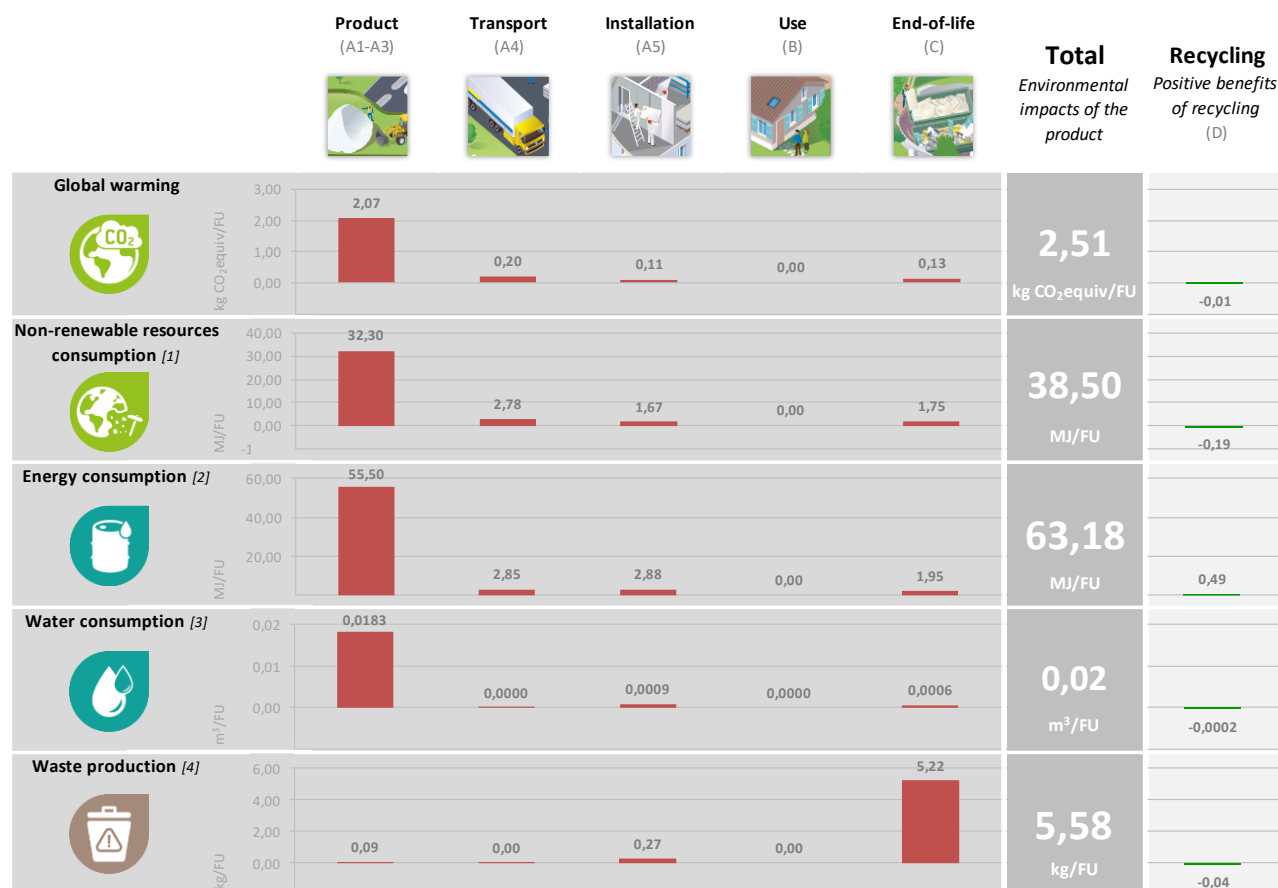
WASTE CATEGORIES																
Parameters		Product stage	Construction process stage		Use stage							End-of-life stage				D Reu se, reco
		A1 / A2 / A3	A4 Transport	A5 Installation	B1 Use	B2 Maintenance	B3 Repair	B4 Replacement	B5 Refurbishment	B6 Operational energy use	B7 Operational water use	C1 Deconstruction / demolition	C2 Transport	C3 Waste processing	C4 Disposal	
	Hazardous waste disposed kg/FU	8,83E-05	1,00E-08	4,41E-06	0	0	0	0	0	0	0	4,19E-11	9,39E-09	3,92E-12	1,91E-08	1,49E-09
	Non-hazardous (excluding inert) waste disposed kg/FU	9,18E-02	3,38E-05	2,65E-01	0	0	0	0	0	0	0	5,00E-05	1,43E-05	1,39E-06	5,22E+00	-4,39E-02
	Radioactive waste disposed kg/FU	1,64E-04	3,25E-06	9,55E-06	0	0	0	0	0	0	0	4,19E-07	3,47E-07	1,88E-08	1,49E-05	9,63E-06

Environmental Product Declaration No. 092/2019

OUTPUT FLOWS																
Parameters		Product stage	Construction process stage		Use stage							End-of-life stage				D Reuse, recycling
		A1 / A2 / A3	A4 Transport	A5 Installation	B1 Use	B2 Maintenance	B3 Repair	B4 Replacement	B5 Refurbishment	B6 Operational energy use	B7 Operational water use	C1 Deconstruction / demolition	C2 Transport	C3 Waste processing	C4 Disposal	
	Components for re-use <i>kg/FU</i>	0	0	0	0	0	0	0	0	0	0	0	0	0	0	0
	Materials for recycling <i>kg/FU</i>	6,03E-03	0	2,06E-01	0	0	0	0	0	0	0	0	0	9,92E-01	0	0
	Materials for energy recovery <i>kg/FU</i>	0	0	0	0	0	0	0	0	0	0	0	0	0	0	0
	Exported energy, detailed by energy carrier <i>MJ/FU</i>	0	0	0	0	0	0	0	0	0	0	0	0	0	0	0

LCA results interpretation

The following figure refers to declared unit of 1m² of ceiling tiles with a weight of 6.2 kg/m².



[1] This indicator corresponds to the abiotic depletion potential of fossil resources.

[2] This indicator corresponds to the total use of primary energy.

[3] This indicator corresponds to the use of net fresh water.

[4] This indicator corresponds to the sum of hazardous, non-hazardous and radioactive waste disposed.

Global Warming Potential (Climate Change) (GWP)

When analyzing the above figure for GWP, it can clearly be seen that the majority of contribution to this environmental impact is from the production modules (A1 – A3). This is primarily because the sources of greenhouse gas emissions are predominant in this part of the life cycle. CO₂ is generated upstream from the production of electricity and is also released on site by the combustion of natural gas. We can see that other sections of the life cycle also contribute to the GWP; however, the production modules contribute to over 80% of the contribution. Combustion of fuel in transport vehicles will generate the second highest percentage of greenhouse gas emissions.

Non-renewable resources consumptions

We can see that the consumption of non – renewable resources is once more found to have the highest value in the production modules. This is because a large quantity of natural gas is consumed within the factory, and non – renewable fuels such as natural gas and coal are used to generate the large amount of electricity we use. The contribution to this impact from the other modules is very small and primarily due to the non – renewable resources consumed during transportation.

Energy Consumptions

As we can see, modules A1 – A3 have the highest contribution to total energy consumption. Energy in the form of electricity and natural gas is consumed in a vast quantity during the manufacture of the product so we would expect the production modules to contribute the most to this impact category.

Water Consumption

We can see that water consumption is mainly during the production phase. For the production phase, water is used within the manufacturing facility and therefore we see the highest contribution here. However, we recycle a lot of the water on site so the contribution is still relatively low.

Waste Production

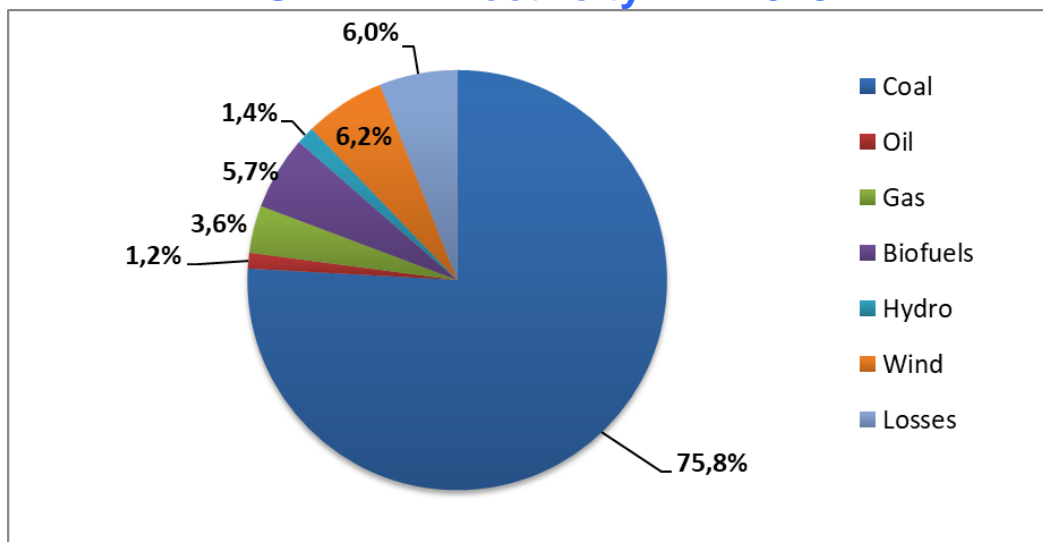
Waste production does not follow the same trend as the above environmental impacts. The largest contributor is the end of life module. This is because the entire product is sent to landfill and recycling treatment once it reaches the end of life state. However, there is still an impact associated with the production module since we do generate waste on site. The very small impact associated with installation is due to the loss rate of product during implementation.

Additional information

Electricity description

TYPE OF INFORMATION	DESCRIPTION
Location	Representative of average production in Poland
Geographical representativeness description	Split of energy sources in POLAND Coal 75,8% Oil 1,2% Gas 3,6% Biofuels 5,7% Hydro 1,4% Wind 6,2% Losses 6,0%
Reference year	2015
Type of data set	Cradle to gate from ECOINVENT 3.5
Source	International Energy Agency -2015
Global Warming potential (excluding biogenic carbon)	1,02 kg eq CO ₂ / kWh

POLAND: Electricity Mix 2015



Verification

The process of verification of this EPD is in accordance with EN ISO 14025 and ISO 21930. After verification, this EPD is valid for a 5-year-period. EPD does not have to be recalculated after 5 years, if the underlying data have not changed significantly.

The basis for LCA analysis was EN 15804 and ITB PCR A and EN 16783	
Independent verification corresponding to ISO 14025 (subclause 8.1.3)	
<input checked="" type="checkbox"/> external	<input type="checkbox"/> internal
External verification of EPD: PhD. Eng. Halina Prejzner	
LCA, LCI audit and input data verification: M.Sc. Eng. Dominik Bekierski, d.bekierski@itb.pl	
Verification of LCA: PhD Eng. Michał Piasecki, m.piasecki@itb.pl	

References:

- ITB PCR A- General Product Category Rules for Construction Products
- EN 16783:2017 Thermal insulation products - Product category rules (PCR) for factory made and in-situ formed products for preparing environmental product declarations
- ISO 14025:2006 Environmental labels and declarations -- Type III environmental declarations -- Principles and procedures
- ISO 21930:2017 Sustainability in buildings and civil engineering works -- Core rules for environmental product declarations of construction products and services
- ISO 14044:2006, Environmental management – Life cycle assessment – Requirements and guidelines
- ISO 15686-1:2011 Buildings and constructed assets -- Service life planning -- Part 1: General principles and framework
- ISO 15686-8:2008 Buildings and constructed assets -- Service-life planning -- Part 8: Reference service life and service-life estimation
- PN-EN 15804+A1:2014-04 Sustainability of construction works - Environmental product declarations - Core rules for the product category of construction products
- EN 15942:2011 Sustainability of construction works - Environmental product declarations - Communication format business-to-business
- http://echa.europa.eu/chem_data/authorisation_process/candidate_list_table_en.asp



Instytut Techniki Budowlanej

00-611 Warsaw, Filtrowa 1

Thermal Physics, Acoustics and Environment Department

02-656 Warsaw, Ksawerów 21

CERTIFICATE No 092/2019 of TYPE III ENVIRONMENTAL DECLARATION

Product:

Gypsum ceiling tile for suspended ceilings

Manufacturer:

Saint Gobain Construction Products Polska Sp. z o.o.

Cybernetyki 9, 02-677 Warsaw, Poland

confirms the correctness of the data included in the development of
Type III Environmental Declaration and accordance with the requirements of the standard

PN-EN 15804+A1:2014-04


Sustainability of construction works.

Environmental product declarations.

Core rules for the product category of construction products.


This certificate, issued for the first time on 1st July 2019 is valid for 5 years
or until amendment of mentioned Environmental Declaration

Head of the Thermal Physics, Acoustics
and Environment Department


Barbara Pietruszka, PhD



Deputy Director
for Research and Innovation


Krzysztof Kuczyński, PhD

Warsaw, July 2019